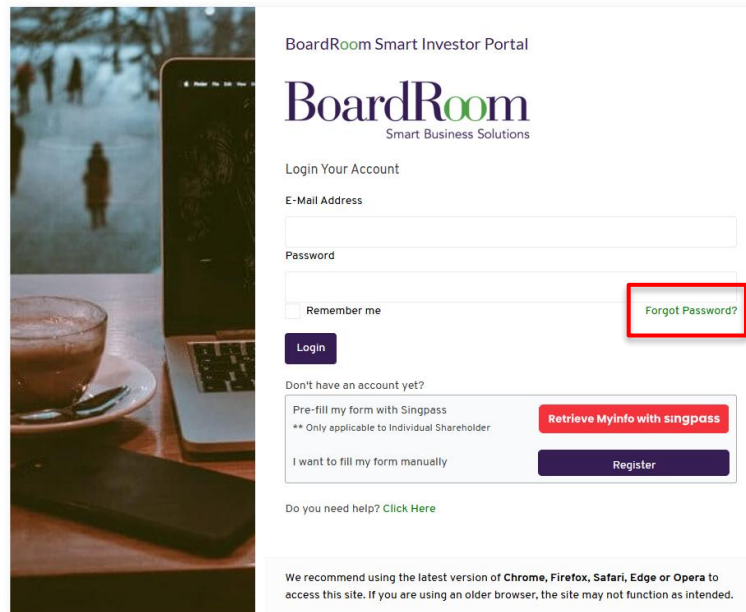


**BOARDROOM CORPORATE & ADVISORY SERVICES
PTE. LTD.
GUIDE ON HOW TO RESET YOUR PASSWORD**

Step 1: Click on Forgot Password Option.



BoardRoom Smart Investor Portal

BoardRoom
Smart Business Solutions

Login Your Account

E-Mail Address

Password

Remember me [Forgot Password?](#)

Don't have an account yet?

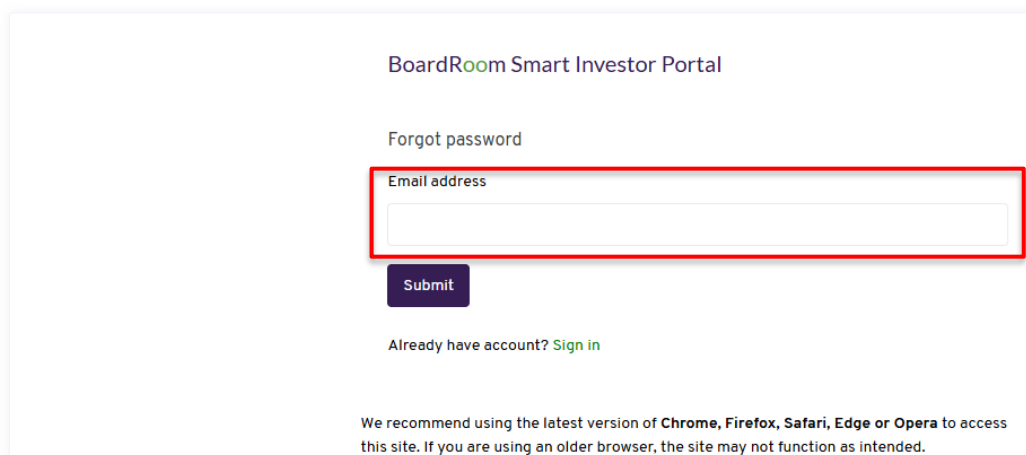
Pre-fill my form with Singpass
** Only applicable to Individual Shareholder

I want to fill my form manually

Do you need help? [Click Here](#)

We recommend using the latest version of **Chrome, Firefox, Safari, Edge or Opera** to access this site. If you are using an older browser, the site may not function as intended.

Step 2: Enter your registered email address in the "E-Mail Address" field.



BoardRoom Smart Investor Portal

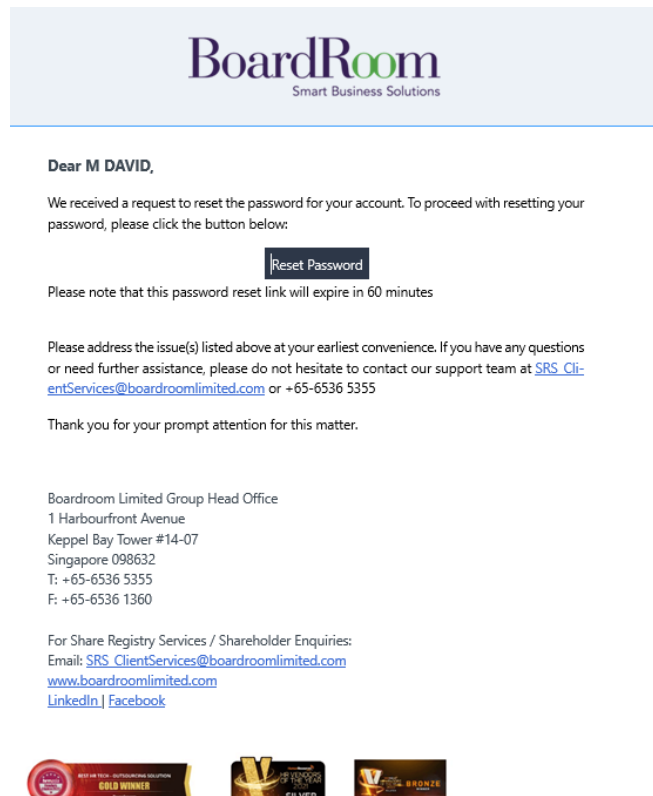
Forgot password

Email address

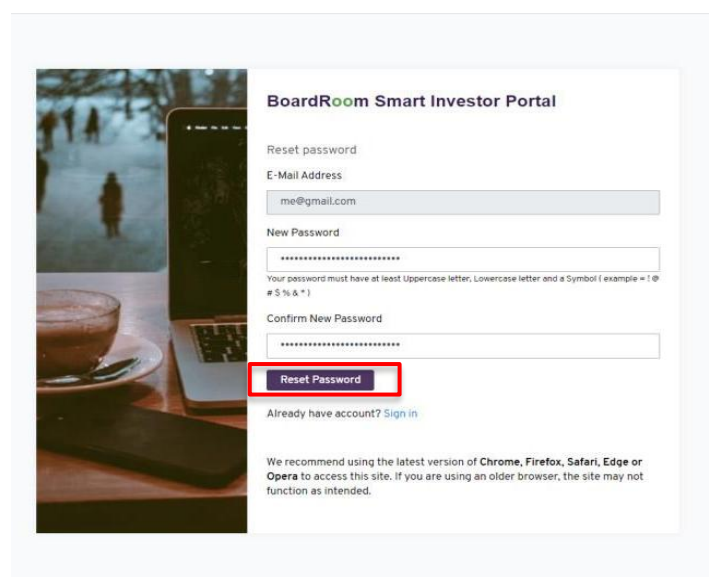
Already have account? [Sign in](#)

We recommend using the latest version of **Chrome, Firefox, Safari, Edge or Opera** to access this site. If you are using an older browser, the site may not function as intended.

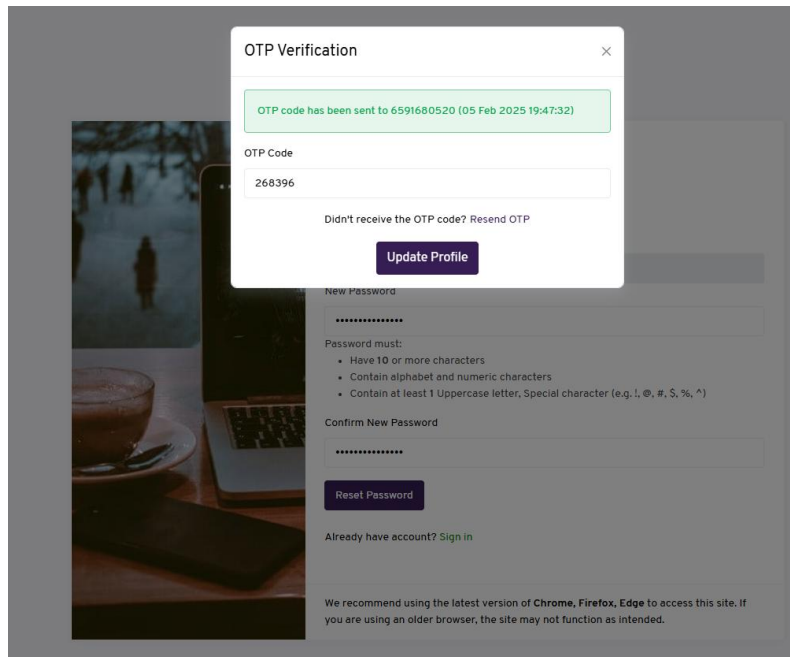
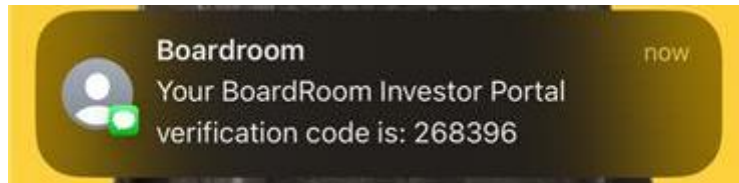
Step 3: After requesting a password reset, check your email inbox for a message from BoardRoom. If you don't see the email, be sure to check your spam or junk folder. Once you find the email, click on the Reset Password button to proceed.



Step 4: You will be redirected to the password reset page. Enter your new password in the provided fields, ensuring it meets the security requirements, then click on the Reset Password button to complete the process.



Step 5: You will receive a One-Time Password (OTP) sent to the mobile number you registered. Enter the OTP in the provided field and click Submit. If you did not receive the code, click the link to request another OTP.



Step 6: Upon entering the correct OTP, your password will be reset successfully. You can now return to the login page and sign in with your new password.

